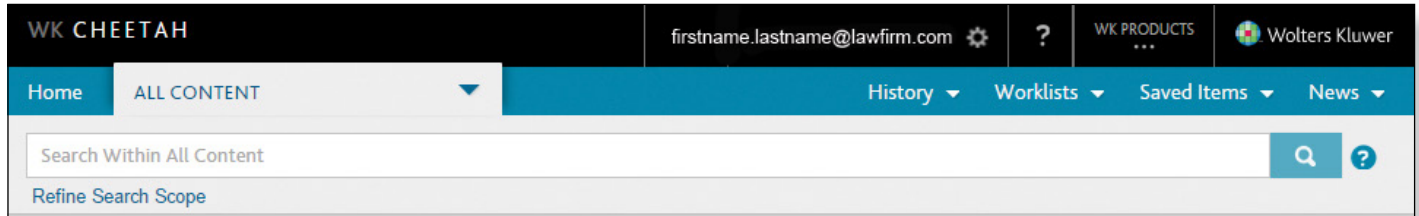


Access to Cheetah™

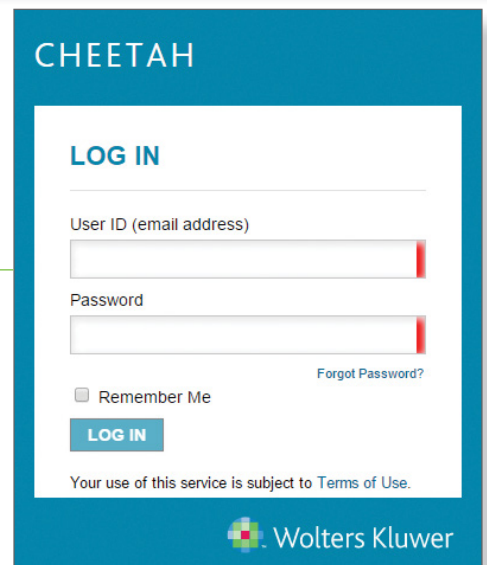
Via Browsers - Google Chrome (preferred), MS IE v9+, Firefox, Safari

TIP Turn Off the Pop-Up Blocker in your Browser to allow new Cheetah windows to launch.



DIRECT ACCESS TO CHEETAH: wkcheetah.com

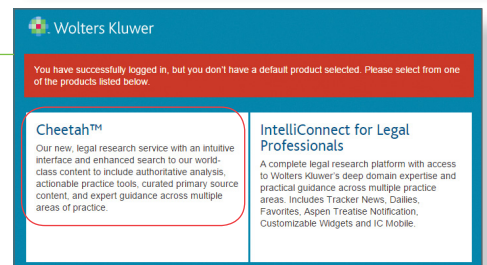
- Enter your User ID (email address) and Password.
- Click 'Forgot Password?' to have your password emailed to you.



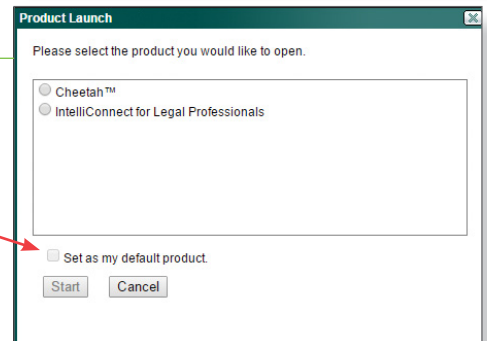
LOGIN VIA INTELLICONNECT: intellconnect.cch.com

if your Wolters Kluwer subscription includes dual-access to both Cheetah and IntelliConnect.

- During login - Use the **Product Selector** - if you haven't yet set a default product.



- Within IntelliConnect - Use **Product Launch** (in top menu bar) - select Cheetah and click Start.



TIP You can set Cheetah as your default product to launch automatically on future IntelliConnect logins.

NOTE For Digital Resource Mgt (DRM) software users: See Knowledge Base article about configuring your DRM - <https://support.cch.com/kb/solution.aspx/rp8623>